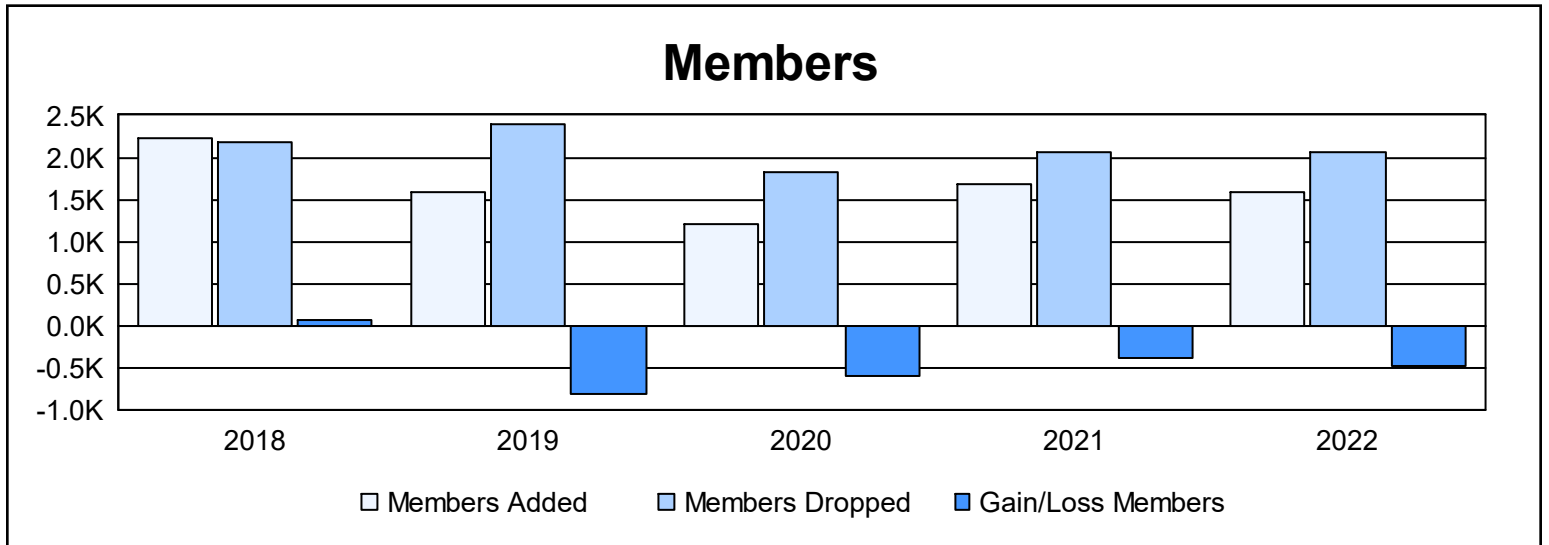
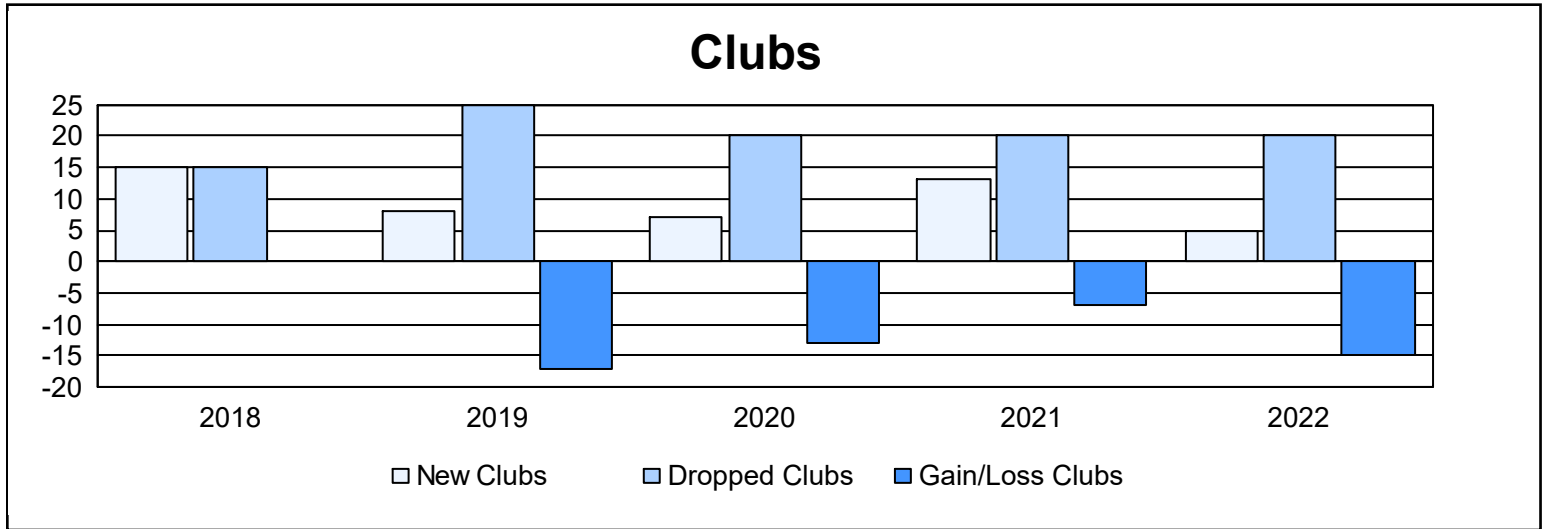
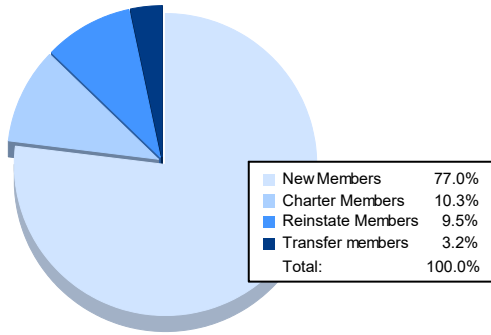


Year	New Clubs	Dropped Clubs	Gain/ Loss Clubs	New Members	Charter Members	Reinstate Members	Transfer Members	Total Member Added	Total Members Dropped	Gain/ Loss Members
2017-2018	15	15	0	1,650	424	88	61	2,223	2,170	53
2018-2019	8	25	-17	1,223	221	66	84	1,594	2,398	-804
2019-2020	7	20	-13	866	204	85	61	1,216	1,820	-604
2020-2021	13	20	-7	1,116	402	121	42	1,681	2,057	-376
2021-2022	5	20	-15	1,220	163	150	51	1,584	2,058	-474
Average	10	20	-10	1,215	283	102	60	1,660	2,101	-441



Membership Composition June 2022 Cumulative



Gender Composition June 2022 Cumulative

